


COLUMBUS



Gama de bolardo exterior clásica y económica. Forma urbana elegante con acento de luz lateral y tapas superiores opcionales.



Estructura luminaria

- Carcasa de aluminio fundido a presión
- Columna de aluminio extruido
- Pretratado antes del recubrimiento en polvo que garantiza una alta resistencia a la corrosión
- Entrada de un solo cable

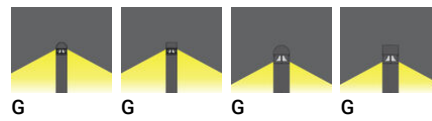
- Un conector IP68 suministrado con 0,2 m de cable para exteriores de 3x1,0 mm²
- Sujetadores de acero inoxidable grado 304, Recubierto de escamas de zinc (ZFC)
- Junta de goma de silicona duradera
- Reflector de aluminio anodizado de alta pureza

- Difusor de policarbonato transparente estabilizado a los rayos UV
- Equipo de control integral


Característica




Símbolo de luz



Colores del producto



Acabados especiales bajo pedido




COLUMBUS





Información técnica

	Número de modelo	Fuente de luz	Poder	Lumen	Óptico	CCT / CRI	Tipo de atenuación	Peso	
Ø217 - 1016 mm - Flat top									
COLUMBUS 2	CO-10127-2	1 COB	41 W	983 - 995 lm	G [115°x 129°]	3000K CRI80, 4000K CRI80	DALI, 1-10V, On/Off	11.5 kg	
Ø217 - 1016 mm - Flat top - With integrated motion sensor - 1 side									
COLUMBUS 2	CO-10127-2-1MS	1 COB	41 W	983 - 995 lm	G [115°x 129°]	3000K CRI80, 4000K CRI80	1-10V	11.5 kg	
Ø217 - 1016 mm - Flat top - With integrated security core (Anti-traffic)									
COLUMBUS 2	CO-10127-2-SB	1 COB	41 W	983 - 995 lm	G [115°x 129°]	3000K CRI80, 4000K CRI80	DALI, 1-10V, On/Off	11.5 kg	
Ø217 - 1029 mm - Dome top									
COLUMBUS 2	CO-10127-1	1 COB	41 W	983 - 995 lm	G [115°x 129°]	3000K CRI80, 4000K CRI80	DALI, 1-10V, On/Off	11.5 kg	
Ø217 - 1029 mm - Dome top - With integrated motion sensor - 1 side									
COLUMBUS 2	CO-10127-1-1MS	1 COB	41 W	983 - 995 lm	G [115°x 129°]	3000K CRI80, 4000K CRI80	1-10V	11.5 kg	
Ø217 - 1029 mm - Dome top - With integrated security core (Anti-traffic)									
COLUMBUS 2	CO-10127-1-SB	1 COB	41 W	983 - 995 lm	G [115°x 129°]	3000K CRI80, 4000K CRI80	DALI, 1-10V, On/Off	11.5 kg	
Ø217 - 439 mm - Flat top									
COLUMBUS 3	CO-70098-2	1 COB	41 W	983 - 995 lm	G [115°x 129°]	3000K CRI80, 4000K CRI80	DALI, 1-10V, On/Off	6.7 kg	
Ø217 - 439 mm - Flat top - With integrated motion sensor - 1 side									
COLUMBUS 3	CO-70098-2-1MS	1 COB	41 W	983 - 995 lm	G [115°x 129°]	3000K CRI80, 4000K CRI80	1-10V	6.7 kg	
Ø217 - 452 mm - Dome top									
COLUMBUS 3	CO-70098-1	1 COB	41 W	983 - 995 lm	G [115°x 129°]	3000K CRI80, 4000K CRI80	DALI, 1-10V, On/Off	6.7 kg	
Ø217 - 452 mm - Dome top - With integrated motion sensor - 1 side									
COLUMBUS 3	CO-70098-1-1MS	1 COB	41 W	983 - 995 lm	G [115°x 129°]	3000K CRI80, 4000K CRI80	1-10V	6.7 kg	
Ø217 - 711 mm - Flat top									
COLUMBUS 1	CO-10117-2	1 COB	41 W	983 - 995 lm	G [115°x 129°]	3000K CRI80, 4000K CRI80	DALI, 1-10V, On/Off	8.4 kg	
Ø217 - 711 mm - Flat top - With integrated motion sensor - 1 side									
COLUMBUS 1	CO-10117-2-1MS	1 COB	41 W	983 - 995 lm	G [115°x 129°]	3000K CRI80, 4000K CRI80	1-10V	8.4 kg	
Ø217 - 711 mm - Flat top - With integrated security core (Anti-traffic)									
COLUMBUS 1	CO-10117-2-SB	1 COB	41 W	983 - 995 lm	G [115°x 129°]	3000K CRI80, 4000K CRI80	DALI, 1-10V, On/Off	8.4 kg	
Ø217 - 724 mm - Dome top									
COLUMBUS 1	CO-10117-1	1 COB	41 W	983 - 995 lm	G [115°x 129°]	3000K CRI80, 4000K CRI80	DALI, 1-10V, On/Off	8.4 kg	
Ø217 - 724 mm - Dome top - With integrated motion sensor - 1 side									
COLUMBUS 1	CO-10117-1-1MS	1 COB	41 W	983 - 995 lm	G [115°x 129°]	3000K CRI80, 4000K CRI80	1-10V	8.4 kg	
Ø217 - 724 mm - Dome top - With integrated security core (Anti-traffic)									

COLUMBUS

COLUMBUS 1	CO-10117-1-SB	1 COB	41 W	983 - 995 lm	G [115°x 129°]	3000K CRI80, 4000K CRI80	DALI, 1-10V, On/Off	8.4 kg	
------------	----------------------	-------	------	--------------	----------------	--------------------------	---------------------	--------	---

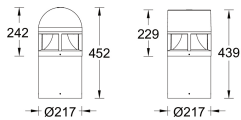
Accesorios

 Anchor bolt A10491	 Remote controller for the motion sensor - 1-10V (A14591) A14291	 DALI Control System Control-DALI	 Power connection box (IP65) modification upon request POWER-BOX-IP65
---	--	---	---

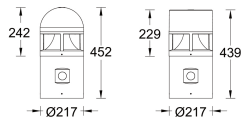
CO-10117-1	•		•
CO-10117-1-1MS	•	•	
CO-10117-1-SB			•
CO-10117-2	•		•
CO-10117-2-1MS	•	•	
CO-10117-2-SB			•
CO-10127-1	•		•
CO-10127-1-1MS	•	•	•
CO-10127-1-SB			•
CO-10127-2	•		•
CO-10127-2-1MS	•	•	•
CO-10127-2-SB			•
CO-70098-1	•		•
CO-70098-1-1MS	•	•	
CO-70098-2	•		•
CO-70098-2-1MS	•	•	

COLUMBUS

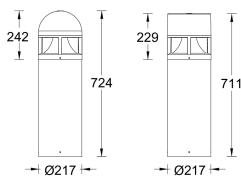
COLUMBUS 3



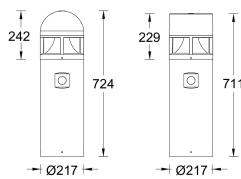
COLUMBUS 3 (Sensor)



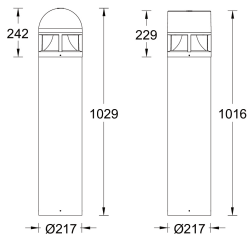
COLUMBUS 1



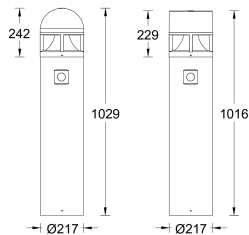
COLUMBUS 1 (Sensor)



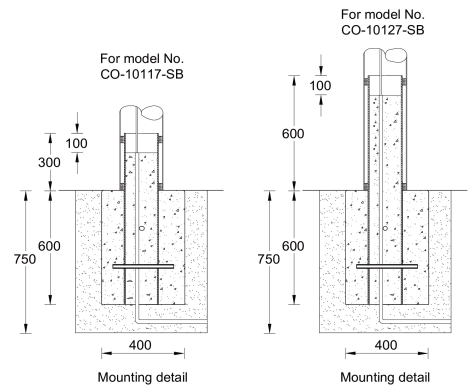
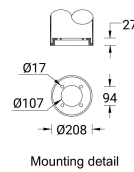
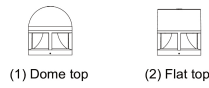
COLUMBUS 2



COLUMBUS 2 (Sensor)

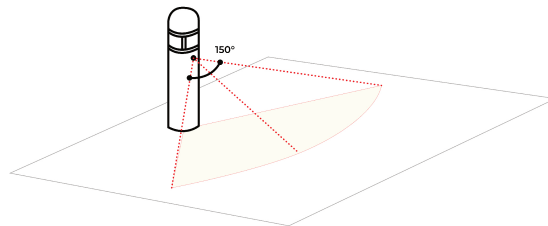


Top cover style



COLUMBUS

Adjustable sensor (5 seconds – 30 minutes)
30° ~ 150° Sensitivity
Sensor detection area: 9 m



COLUMBUS



COLUMBUS
Interrumpido

Gama de paredes de superficie exterior clásica rentable. Forma urbana elegante con acento de luz lateral y tonos opcionales.

<https://www.ligman.com/es/columbus-interrumpido-co-su3/>



COLUMBUS
Luminaria de poste en forma de cayado de un pastor

Gama de paredes de superficie exterior clásica rentable. Forma urbana elegante con acento de luz lateral y tonos opcionales.

<https://www.ligman.com/es/columbus-luminaria-de-poste-en-forma-de-cayado-de-un-pastor-col-su3/>



COLUMBUS
Interrumpido

Colgante exterior clásico y económico. Forma urbana elegante con acento de luz lateral y tonos opcionales.

<https://www.ligman.com/es/columbus-interrumpido-co-pe3/>



COLUMBUS
Interrumpido

Punta de poste exterior clásico y económico de gama alta. Forma urbana elegante con acento de luz lateral y tonos opcionales.

<https://www.ligman.com/es/columbus-interrumpido-co-po3/>



COLUMBUS
Luminaria de poste en forma de cayado de un pastor

Punta de poste exterior clásico y económico de alta gama. Forma urbana elegante con acento de luz lateral y tonos opcionales.

<https://www.ligman.com/es/columbus-luminaria-de-poste-en-forma-de-cayado-de-un-pastor-col-po3/>