

# C-PHB-C Series

## LED Linear High Bay

Replaces up to 8 x F54T5H0



### THE HIGH BAY YOU CAN COUNT ON

Our LED Linear High Bay delivers up to 39,000 lumens, features an 80+ CRI, DLC 5.1 Premium listing and a 5-year limited warranty. Factory installed cord, PIR motion sensor and emergency battery backup options available. It's also dimmable, for maximum energy savings.



### PRODUCT SPECIFICATIONS

#### OVERVIEW

- Initial Delivered Lumens: 12,500-39,000 Lumens
- CRI: ≥ 80
- CCT: 4000K, 5000K
- Input Power: 90W-275W
- Dimmable: 0-10V dimming to 10%
- Operating Temperature Range: -4°F to 104°F (-20°C to 40°C)
- **12L:** Replaces 6 x F32T8, **19L & 21L** Replaces 4 x F54T5H0, 8 x F32T8, **31L:** Replaces 6 x F54T5H0, **39L:** Replaces 8 x F54T5H0
- Power Factor: >0.9 at full load
- Total Harmonic Distortion: <20% at full load
- Limited Warranty: 5-Year\*

FEATURES	RECOMMENDED USE	INPUT VOLTAGE
<ul style="list-style-type: none"> <li>• Up to 39,000 delivered lumens</li> <li>• 4000K or 5000K color temperature options</li> <li>• Factory installed cord, PIR motion sensor and emergency battery backup options available</li> </ul>	<ul style="list-style-type: none"> <li>• Warehouse</li> <li>• Industrial</li> <li>• Retail</li> <li>• Education</li> </ul>	<ul style="list-style-type: none"> <li>• UL: Universal Voltage (120 through 277V Operation)</li> <li>• UH: High Voltage (277 through 480V Operation)</li> </ul>

### ORDERING INFORMATION

Example SKU: C-PHB-C-L2F-39L-50K-UL-WH-PIR-EB-C6

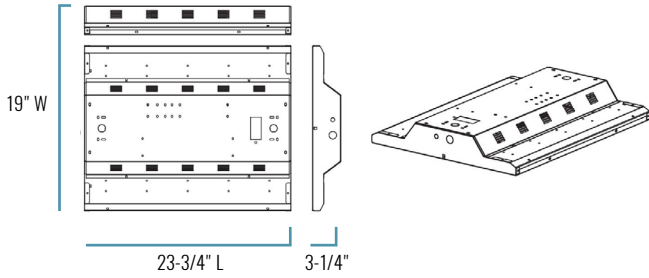
C-PHB	C	L2F	LUMEN PACKAGE		CCT	VOLTAGE	WH	SENSOR OPTION	EMERGENCY BACKUP OPTION	CORD OPTION
PRODUCT	SERIES	TYPE					HOUSING COLOR			
C-PHB	C	L2F Linear, 2-foot length	<b>39L</b> 39,000 Lumens UL: (275W) UH: (260W)	<b>19L</b> 19,600 Lumens UL: N/A UH: (136W)	<b>40K</b> Neutral White (4000K)	<b>UL</b> Universal Voltage (120-277V Operation)	WH White	<b>[BLANK]</b> No Sensor  <b>PIR</b> PIR Motion Sensor - Available with UL voltage only	<b>[BLANK]</b> Non-EB  <b>EB</b> 15W Emergency battery backup - Provides 90 minutes of light output in EM mode - Available with UL voltage only	<b>[BLANK]</b> No Cord  <b>C6</b> 6-foot cord - Available with UL voltage only
			<b>31L</b> 31,000-31,300 Lumens UL: (214W) UH: (218W)	<b>12L</b> 12,500 - 12,600 Lumens UL: (90W) UH: (90W)	<b>50K</b> Cool White (5000K)	<b>UH</b> High Voltage (277-480V Operation)				
			<b>21L</b> 21,000 Lumens UL: (145W) UH: N/A							

#### CERTIFICATIONS:

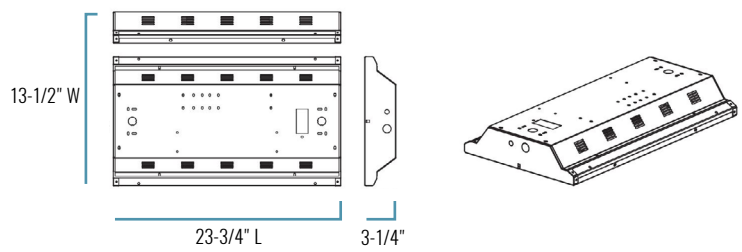


# C-PHB-C Series

## C-PHB-C-L2F-39L, C-PHB-C-L2F-31L



## C-PHB-C-L2F-21L, C-PHB-C-L2F-19L, C-PHB-C-L2F-12L



## SERIES OVERVIEW

DIMENSIONS	PRODUCT WEIGHT*	MOUNTING HEIGHT	SPACING
<b>(C-PHB-C-L2F-12L)</b> 23-3/4" L x 13-1/2" W x 3-1/4" H	<b>UL:</b> 8.09 lbs. <b>UH:</b> 9.41 lbs.	15-25 feet	1 to 1-1/2 times the mounting height
<b>(C-PHB-C-L2F-19L-UH)</b> 23-3/4" L x 13-1/2" W x 3-1/4" H	9.41 lbs.	20-30 feet	
<b>(C-PHB-C-L2F-21L-UL)</b> 23-3/4" L x 13-1/2" W x 3-1/4" H	8.14 lbs.		
<b>(C-PHB-C-L2F-31L)</b> 23-3/4" L x 19" W x 3-1/4" H	<b>UL:</b> 10.56 lbs. <b>UH:</b> 11.66 lbs.	25-40 feet	
<b>(C-PHB-C-L2F-39L)</b> 23-3/4" L x 19" W x 3-1/4" H	<b>UL:</b> 11.66 lbs. <b>UH:</b> 13.43 lbs.	30-50 feet	

\*Weights do not include factory installed options.

## FIXTURE SPECIFICATIONS

<b>HOUSING</b>	Steel construction White polyester powder-coated finish
<b>LENS ASSEMBLY</b>	Integrated UV stabilized polycarbonate lens, designed to control the light and offer the most efficiency on the product
<b>MOUNTING</b>	V-hook (included). Chain or Pendant mount supplied by others to accommodate desired length.
<b>ELECTRICAL</b>	Factory installed cords are 6ft 18AWG 600V SOOW 5-wire cord for non-EB models, 6-wire for EB models



CA RESIDENTS WARNING: Cancer and Reproductive Harm –  
[www.p65warnings.ca.gov](http://www.p65warnings.ca.gov)

# C-PHB-C Series

## LUMINAIRE AND ELECTRICAL PERFORMANCE


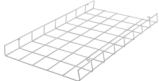
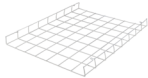
OPERATING TEMPERATURE RANGE	ESTIMATED L70 LIFETIME @ 25°C (77°F)	SURGE PROTECTION	POWER FACTOR	TOTAL HARMONIC DISTORTION
-4°F to 104°F (-20°C to 40°C)	100,000 Hours	6kV	>0.9 at full load	<20% at full load

SYSTEM WATTS (120-277V)	CURRENT DRAW (AMPS)					
	120V	208V	240V	277V	347V	480V
275W	2.29	1.32	1.15	0.99	N/A	N/A
214W	1.78	1.03	0.89	0.77	N/A	N/A
145W	1.21	0.70	0.60	0.52	N/A	N/A
90W	0.75	0.43	0.38	0.32	N/A	N/A
260W	N/A	N/A	N/A	0.94	0.75	0.54
218W	N/A	N/A	N/A	0.79	0.63	0.45
136W	N/A	N/A	N/A	0.49	0.39	0.28
90W	N/A	N/A	N/A	0.32	0.26	0.19

## WARRANTY AND CERTIFICATIONS











WARRANTY	CULUS LISTED	DLC
5-Year Limited*	Damp Locations	5.1 Premium Refer to <a href="https://www.designlights.org/search/">https://www.designlights.org/search/</a> for most current information.

## ACCESSORIES Cord sets and receptacles for use with non-EB models only. Dimming applications require additional conductors.

	<b>5-FOOT MOUNTING SAFETY CABLE</b>  <b>SKU:</b> SC-5
	<b>LINEAR HIGH BAY WIRE GUARD</b>  <b>SKU:</b> C-PHB-C-WG1 <b>USE:</b> With C-PHB-C-L2F-12L, 21L series only
	<b>LINEAR HIGH BAY WIRE GUARD</b>  <b>SKU:</b> C-PHB-C-WG2 <b>USE:</b> With C-PHB-C-L2F-31L, 39L series only

# C-PHB-C Series

## ACCESSORIES For use with C-PHB-C-L2F-xxL-xxK-Ux-WH models only

	<p><b>LINEAR HIGH BAY MICROWAVE SENSOR</b></p> <p><b>SKU:</b> C-ACC-B-MW  <b>USE:</b> With C-PHB-C series only   120-277V Operation</p>
	<p><b>LINEAR HIGH BAY PIR SENSOR</b></p> <p><b>SKU:</b> C-ACC-B-PIR  <b>USE:</b> With C-PHB-C series only   120-480V Operation</p>
	<p><b>LINEAR HIGH BAY PIR SENSOR</b></p> <p><b>SKU:</b> C-ACC-B-PIR-UL  <b>USE:</b> With C-PHB-C series only   120-277V Operation</p>
	<p><b>6-FOOT CORD &amp; 120V 3- BLADE TWIST-LOCK PLUG</b></p> <p><b>SKU:</b> C-ACC-A-CRDS-6FT-LV-TL</p>
	<p><b>6-FOOT CORD &amp; 120V STRAIGHT BLADE PLUG</b></p> <p><b>SKU:</b> C-ACC-A-CRDS-6FT-LV-SB</p>
	<p><b>6-FOOT CORD &amp; 277V 3-BLADE TWIST LOCK PLUG</b></p> <p><b>SKU:</b> C-ACC-A-CRDS-6FT-HV-TL</p>
	<p><b>6-FOOT CORD &amp; 208/240V 3-BLADE TWIST LOCK PLUG</b></p> <p><b>SKU:</b> C-ACC-A-CRDS-6FT-MV-TL</p>
	<p><b>120V 3-WIRE TWIST-LOCK RECEPTACLE</b></p> <p><b>SKU:</b> C-ACC-A-RECEP-LV-TL</p>
	<p><b>277V 3-WIRE TWIST-LOCK RECEPTACLE</b></p> <p><b>SKU:</b> C-ACC-A-RECEP-HV-TL</p>
	<p><b>208/240V 3-WIRE TWIST-LOCK RECEPTACLE</b></p> <p><b>SKU:</b> C-ACC-A-RECEP-MV-TL</p>

© 2023 Cree Lighting, A company of IDEAL INDUSTRIES. All rights reserved. For informational purposes only. Content is subject to change. Patent [www.creelighting.com/patents](http://www.creelighting.com/patents). C-Lite and the C-Lite logo are registered trademarks of Cree Lighting, Due to continuous product improvement, information in this document is subject to change. The eULus logo is a registered trademark of UL LLC. The DLC QPL logo and the DLC QPL Premium logo are registered trademarks of Northeast Efficiency Partnerships, Inc.

US: [creelighting.com](http://creelighting.com), [e-conolight.com](http://e-conolight.com) Distribution/Sales: 855-617-2733 Customer Services: 888-243-9445

Rev. Date: 01/06/2023

For informational purposes only. Content is subject to change. \*See [creelighting.com/warranty](http://creelighting.com/warranty) for details

**C-LITE**  
LED LIGHTING